

BNAPS FANCY CANCEL & MISCELLANEOUS MARKINGS NEWSLETTER 56

Apr. 2011

Dave Lacelle

fancycancel@hotmail.com

I hope that all of you are enjoying pleasant spring weather. I am again writing this from my cabin on northern Vancouver Island. Rain, wind etc. howl from across the lake, snowline is (again) dropping down the mountain sides. The cabin had a near death experience a few weeks ago when an old growth cedar (close to 2.0 M diameter) fell and clipped one corner – but that's another story and repair work for tomorrow!

Group News.

My experiment with sending the last newsletter by both snailmail, and .pdf had the expected result. 16 of you sent in material for this newsletter. Earlier snailmails had resulted in 17, and 17 responses, .pdf's resulted in 12, then 7 responses. The .pdf newsletters are superior quality, however it seems that people who collect paper items from paper mailings are more likely to respond to a paper mailing! In the future I shall send the end of the year newsletter both ways.

I am going to throw out an idea here, and would like to hear any comments. It seems that there are postage stamps honouring almost any possible thing now, bugs, cartoon characters, anything even remotely historical – **why not a stamp or stamps featuring Canadian Fancy cancels?** As well as having appeal to stamp collectors, they are historical, have a range of meanings, and have a nice personal hand carved aspect. In Newsletter 54 I asked for comments on “Your favourite fancy cancels”, and presented my selection of favourites, as illustrated here (about 1/2 scale). (L 1183, best artistry, L 1291, most popular, L 315, most valuable, and L 1323, most interesting.)



One possible objection to this idea would be that it would have the result of promoting our book, or my collection, and would thus be self serving. Firstly, I have never received a penny from sales of our book, all proceeds go to the BNAPS Society, or booksellers. (I did receive five free copies when the first and second editions were printed.) Secondly, the book seems to self promote just fine without elaborate promotion, first edition was in 2000, second edition in 2007, which is (last time I looked) now in fourth printing. Thirdly, I am a philatelic researcher, and have no actual stamp collection - I would thus derive no personal financial gain. So who should I send this suggestion to?

We have two new members, Mr. K. Mackinnon, PO box 5193, Hinton AB, T7V 1X4, and Mr. L. Townsend, 738 Canyon Cres. Qualicum Beach BC, V9K 1K8. This brings our membership up to 85, (incl. the required mailings to BNAPS), however this number will fall after this newsletter as I have to drop seven members for non payment of dues for more than two years. (BD, GL, RM, WP, BP, DS, & DT, if you wish to continue to receive this newsletter, please send dues (\$ 7.00 per year) to me.) Total dues collected at end of 2011 were \$549.00, \$ 378.00 of which were for dues, the remainder were donations or ‘pay ahead’ dues. Thank you for your contributions, I try to structure the Study Group at a ‘break even’ due rate.

BNAPS FANCY CANCEL & MISCELLANEOUS MARKINGS NEWSLETTER 56

Ron Leith's auction March 19th (<ronleith@uniserve.com>) included the Late Wally Gutzmans fancy cancel collection. Wally was a regular contributor to this newsletter, and will be missed. Hopefully many of you are now enjoying some of Wally's material from this sale. I know he would have been happy to know this...

One final little comment. When snailmailing me, please be sure to use elaborate philatelic frankings. I donate all my used stamps to Oxfam, they in turn have bulk sales and the occasional auction to raise money for their works. Your philatelic frankings thus make the world a bit better place.

REVISIONS TO PREVIOUS NEWSLETTERS

Newsletter 55, Pg. 2, New York Foreign Mail cancels. The item at right, "D 501" was also written up in Newsletter 52 where it is described as "Bogus N.Y.F.M." and "penned in" on the cover. The Hennok Sale cover cancel is not penned in, and is from a rubber or metal stamp.

Newsletter 55, Graham Searle has sent in another example of the bogeyhead cancel D 616. This leads me to believe that this is a genuine cancel, Doc Day and I both got it wrong, and it should be listed in the Fancy Cancel book as genuine, and not as a "D" item. Other considerations are; three strikes are now known, all are on similar stamps, there is evidence of wear on the Day example (chin broken off), and the fact that most fakers would make a better strike than the one here, all tend to indicate authenticity.



REVISION TO FANCY CANCEL BOOK

Page 197, Dead Letter Office crown wax seals. Gary Steele has sent in the information below which effectively doubles the existing list. Thanks Gary. One thing I found especially interesting was the Toronto use of a wax seal in 1947. Surely people were not using sealing wax much later than this!

Post Office	Detail	Date	Type
D.L.O. Canada Calgary Alberta District	Official Envelope	Aug. 1944	2
D.L.O. Canada Regina Branch	" "	May 1926	3
D.L.O. Canada Toronto Branch	" "	Oct. 1903	2
D.L.O. Canada Toronto Branch	" "	July 1921	2
D.L.O. Canada Toronto Branch	" "	Feb. 1937	2
D.L.O. Canada Toronto Branch	" "	Oct. 1947	2
D.L.O. Canada Halifax Branch	" "	Mar. 1887	oval
D.L.O. Canada Halifax Branch	" "	July 1916	2
D.L.O. Canada Halifax Branch	" "	Aug. 1917	2
D.L.O. Canada Halifax Branch	" "	Mar. 1939	2
D.L.O. Canada Montreal Branch	" "	July 1909	2
D.L.O. Canada Ottawa Branch	" "	Nov. 1898	2
D.L.O. Canada Ottawa Branch	" "	Apr. 1921	2
D.L.O. Canada Ottawa Branch	" "	Nov. 1939	2
D.L.O. Canada Vancouver Branch	" "	Apr. 1931	2

BNAPS FANCY CANCEL & MISCELLANEOUS MARKINGS NEWSLETTER 56



The item above is a D.L.O. “ambulance” cover, specifically the Ottawa 1898 item previous page, showing the Official Envelope and its very Official wax seal. Note also the New York City “C” Depot receiving mark on back, see also our D 371.

CORRESPONDENCE AND QUERIES

I noticed a lovely multiple strike of the Masonic fancy L1304 illustrated in George Arfken’s article in Topics, Oct. – Dec. 2010, pg. 48. This cover is not only a great foreign rate item (10 cents pre UPU to Germany), it also has a fancy Masonic cancel, and was from Berlin (!) Canada (now Kitchener).



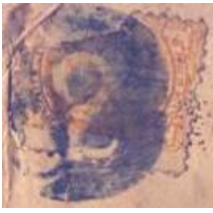
Brian Hargreaves has sent in the items below. The first, “Liege” straight line cancel is certainly unusual. I checked and there never has been a Canadian P.O. named Liege, and the only PM of this name was from 1964. Presumably this is thus another “Belgium” cancel on Canadian (see also Newsletters 51, 53, and 54.) and refers to the city Liege in Belgium. His next two items resemble L 1438, which Smythies believed to be a “Turtle”, but I believe may be just a blob. I am still not convinced, I have now seen three items which may have been this cancel, none were exactly like the D&S illustration, and all had “soft” edges. (While researching this cancel, I found a reference in Maple Leaves, Apr. ’61 to an article by Smythies where he describes a cover of this cancel from “Pointe-au-pic P.Q. (?) 1897”. This information did not make it into D&S, and was thus not in our book. It should probably be added to L 1438 as ‘unconfirmed’. The cover was not in the Smythies sale.) Brian’s next items are either M’s, or W’s, and are not listed in our book. Does anyone have any other examples? The first is on a 10 cent S.Q., the second on an 1889 rose shade S.Q.



Bernie Kappius sent in this example of D 403 (D&S 734) (at right above) which I had described as “spurious, just an irregular radial cancel”, and D&S described as a “V”. Bernie’s example is a better (or earlier) strike than I have seen before, and perhaps it should be re-listed as a “V”? Are there any other examples out there?


George Pond has sent in several items from his area of specialization, Norfolk County Ont. (see also PHSC Journal Dec. 2005) His first item is a very late state of L 780, a reversed “S”, July 1878. It appears that this cancel was cleaned and/or recut, and the intaglio portion appears larger in the late state. (The strike he sent may also be somewhat distorted vertically, the surround appears somewhat oval.) His next item is an example of L 89, a Simcoe “8”, but with six bars instead of seven as illustrated in our book. This is the second version of this

BNAPS FANCY CANCEL & MISCELLANEOUS MARKINGS NEWSLETTER 56



cancel (see text for L 89) and while similar, should probably be listed separately. George points out that it was this version which morphed into a spurious “3” (D 27) when it was in the late state. His next item is a “cross” L1155, and confirms use in Palmerston Ont., Jan. 1883. (The month was previously unknown. I cheated and put the CDS next to the stamp in the illustration.) his last item is L 1163, the “Simcoe Ont. (slightly different)” version, the outer ring is not normally so distinct.

Jack Forbes sent in the following which he had noticed in an auction sale. The “Senate and Crown” marking (Jarrett 1528) is not used as a cancel, but should perhaps be on the ‘crowns page’ as a “D” item? I have shown the entire cover, in part as a miscellaneous marking and a very good example of government mailing. The stamp was probably affixed at the Ottawa Main P.O. where it was cancelled by one of the less interesting “Ottawa geometric series” cancels. (This cancel is not in our book as it is not really ‘fancy’.) Note the Senator’s signature at bottom left to account for the free mailing. Jarrett reports that this Senate marking was used from May 1870 to May 1898. Jack also sent in two cover examples of L1173, a “cross” used in appropriate P.O. and time, Guelph Ont. Nov. 1873 to May 1876.




Mike Street sent in this Miscellaneous Marking, “Post Office Letter Vendor”, (above right) which I have never seen before. Ron McGuire later sent the following to Mike. "While I have not seen this particular postmark, Stamp Vendors operated with CPO approval in major city post offices selling stamps after regular PO hours from 1874; see ref 1874-4, p. 45 of Ritch Toop's book. It appears they existed as late as the date of this mark." (Which is Nov. 1948.)

Doug Murray sent along this unlisted example of the “Ottawa geometric series” As mentioned above, I did not list all of this series (See L 1648 to L1674 for some examples), only some of the ‘fancier’ ones. This is a difficult group with some being recut and “morphing into new designs.



BNAPS FANCY CANCEL & MISCELLANEOUS MARKINGS NEWSLETTER 56

Arnie Janson has sent along the proof strikes (heavy and light) below. He would like to know if anyone has ever seen this on cover. It is somewhat similar to L 1055 and L1056, but about twice as large, the arms are 2 cm long on Arnie's item. Details are "... from a seller of philatelic material who claimed it was used in a post office. There is no marking on it suggesting PO usage. The name on it is "Rose Marking Devices, Saskatoon" (I did a Google search, the company is still in business in 'toon, and still makes (as well as many other types) "conventional stamps" – with wooden handles and rubber text.)



L 38



L 39

John Sheffield noticed the above right item on Ebay, and sent it to me. It is a superb strike of a "Toronto 2" fancy L 38, on what was described as a Sc. 45, the 10 cent S.Q. thus from about 1897. Closer inspection reveals that it is a more appropriate 3 cent S.Q. 37d from about 1870, which is appropriate for the cancel which was used Sept. to Oct. 1870. (The word "CENTS" curves up in the 3 cent, down in the 10 cent.) This cancel is also interesting as it appears the metal "2" from the earlier "Two Ring 2" hammer was recycled into the centre. In Oct. 1870, the cancel was recut, or the two was again reused in a similar cancel L 39, (far right image) which remained in use until Nov. 1870.

Paul Young sent in these three items. The first (right) is L 1684, a geometric used at Mount Forest Ont. Jan. 1871. I believe it was struck on a somewhat soft surface, and thus appears somewhat fuzzy and also thus shows the rim of the cancel holder. The 18 cent rate in the S.Q. era (1870 – 1898) was a parcel rate, however the 6 cent S.Q. was not issued until early 1872. The 3 cent L.Q.'s are thus appropriate for this cancel. His second item is a partial of L 692, a hand carved (and possible parcel cancel) OTTAWA cork. This is on a 15 cent L.Q. which was issued somewhat earlier (1875) than I believed for the cancel "... 1880's." Paul logically thought that this was a numeral 10 cancel. He also sent in examples of what I think are L1128 (a cross), and L1650 (another "Ottawa geometric series") item. These latter two items are on grey stamps, and will not illustrate here.



I digress a bit, but... It amuses me that as late as 1880, someone in a reasonably large Canadian city, and the Nation's Capital to boot, was still patiently hand carving letters on a piece of wood, and carefully drilling a hole in the middle to hold a cork. Then again, they were still using sealing wax at the Toronto DLO in 1948 (see page 2.) Contrast this with the level of technology available in 1890 in the advertisement on the last page for a "portable copying device". (In fairness, while Ottawa was the Capital, it was not very 'big', the 1881 city population was only 27,400, out of a National population of 4,325,000.)



Jim McCormick sent in the page of "Cents issue" (used 1859 to 1868) cancels on the next page. This was fairly early in the 'fancy cancel era', and can be used to narrow down the earlier periods of use for some cancels. (There is also a risk that the stamp may have been old when used however.)

BNAPS FANCY CANCEL & MISCELLANEOUS MARKINGS NEWSLETTER 56



Starting, top left, I note L 1498 (similar), wonderfully centred. This type of cancel with a hollow centre was designed to cancel the stamp while respectfully not blotting out the Queen. In this case, “the rodent” (as the stamp subject was apparently referred to by some in that era), beaver, was respectfully framed. Queen Vic. “might not be amused”. Fourth down, L1211, a leaf design from Preston Ont., always in blue, as it is here. This must be a late use of the stamp (or very early use of the cancel) as the earliest reported date is Mar. 1873. Next down, another leaf L1197, still not located, but noted on several other Cents issue stamps. This is one of the earliest elaborate fancy cancels. Col. 3, bottom has L 1684 (again) Mount Forest Ont., which is again probably a late use of the stamp. (Ten cents was a lot of money in 1871, no-one would discard an old ‘10 center’.) Col. 4, four down is similar to L 1547, note how it does not cancel the Queen’s face. Below that L1233 (similar again, but used in several P.O.’s). Top of Col. 6, L 1063, a cross location unknown, but found on other Cents issues. Further down, a Radial cork, similar to L 1529 in blue, several symbolic “flag” designs (L 1399 types), a probable dot scarifying cancel, etc. etc. Great stuff!

While on the topic of Cents issues, Chris Williams has sent in the stamp at right, (Sc. 16) and has determined that the cancel (in blue) is “Hamilton SP 8. ? 66”. He wonders how common CDS cancels in blue are from Hamilton, and on this issue. My rather incomplete answer follows. “I can't answer specifically for Hamilton, but... Cavendish Auction 399, Oct. '86 had several examples of CDS's on this stamp; lot103, from Hamilton, cancelled with L144 in black, lot 105, from Hamilton, with GTR E. Dec. '61 CDS black, lot 115, from Hamilton, duplex JA '66, black, lot 121, from Hamilton, duplex AU 67, black. The Same sale also had two blue CDS's cancelling this stamp. Lot 84, Port Hope duplex JU 65, and Lot 108, Prince Albert CW AU '64 CDS (perhaps Prince Albert PO made a point of CDS'ing his Prince Albert stamps?) As I am sure you know, PM's



BNAPS FANCY CANCEL & MISCELLANEOUS MARKINGS NEWSLETTER 56

were instructed to NOT use the CDS to cancel the stamps - they did not cancel well, and if the stamp fell off important routing information would be lost. This rule was relaxed in 1894. The Hamilton PM didn't seem to let this rule worry him. I cannot remember seeing any other Hamilton cancels in blue, but then, why not?"

Ron Smith has sent in several items. The first is a strike of L 557, a fancy "L" reported to be from Lilley's Corners Ont. Until now I have never seen a strike of this, the book illustration was from a 1982 PHSC article. Ron's stamp appears to be from the 1890's, Lilley's Corners PO had a name change to London East in 1877 however the PM from 1886 to 1890 was Mr. F. Lilley, followed by W. Lang to 1902. The "L" would thus be a valid initial in several ways in 1890. Does anyone have a cover to confirm this use?



Ron's next item is our D 297, another one of those "Ottawa geometric series" cancels. The lines are so narrow that when the scan was reduced 50% for the book, much detail was lost. Ron suggests that it is a reversed "N". It is interesting to note that there are only two carved initial cancels from Ottawa, L 213 an "A" (or a 'geometric which looks like an A), and the OTTAWA parcel (?) cork illustrated on page 5. There are over 80 listed Ottawa corks in our book. Ron's next item is an unlisted "B" from Peterboro (old spelling) Apr. 1877. This might also just be a part strike of a hatched cork, does anyone have any other examples of this cancel? Peterborough used five other listed fancy corks. In the cover examples below I 'cheated', and moved the CDS next to the stamp.



Ron's last example is probably L 473, previously known only from a poor strike on a Registered stamp. The book illustration is poor. Now located as Toronto (Registration office), Aug. 1883.



Karl Mackinnon has sent in the items on the next page. I note an "H" on a 2 cent S.Q. which looks a lot like the L 473 item above! (It is even struck at the same angle!) His material also includes a nice Kingston 9 (L 117), a small cross (similar to L1122), a partial of a Souris PEI leaf (L1195), a couple of Ottawa crowns, and an interesting late use cork (unlisted) cancelling a 1 cent Jubilee.

BNAPS FANCY CANCEL & MISCELLANEOUS MARKINGS NEWSLETTER 56

Karl MacKinnon's corks, as described on the previous page.



FAKES, BOGUS AND SPURIOUS ITEMS

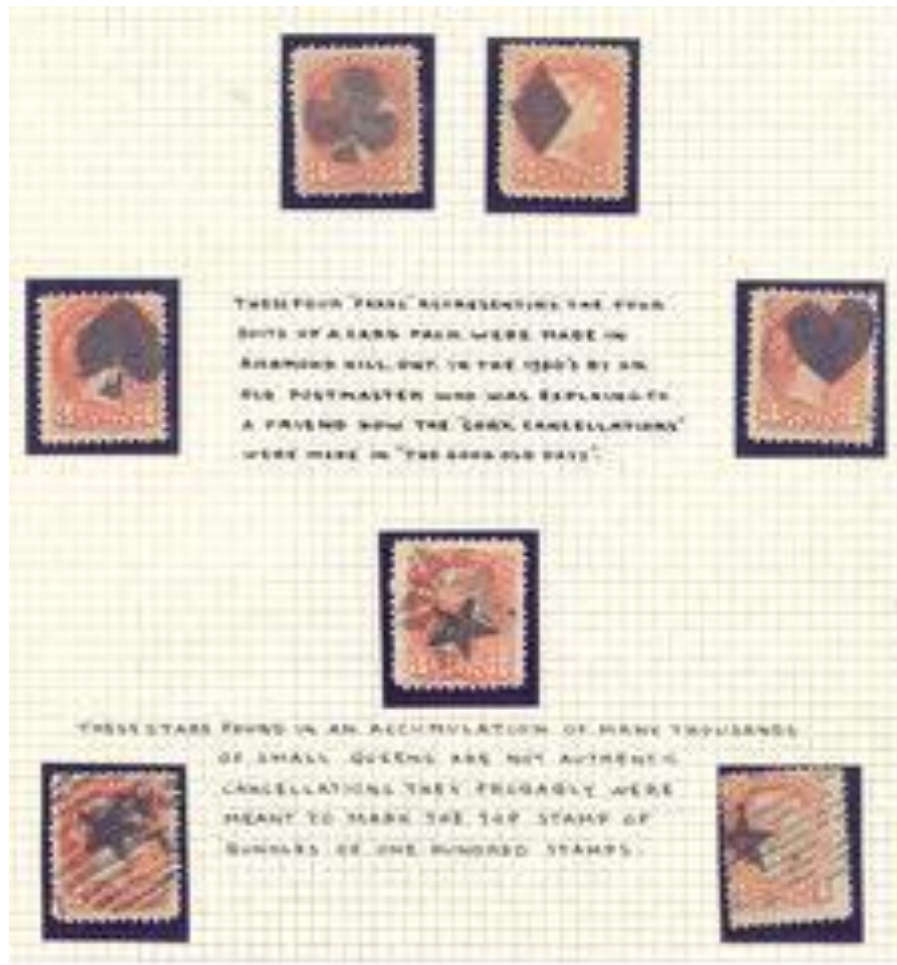
The first item below is an example of a spurious fancy cancel. A part (& smeared) strike of a roller parcel cancel can appear to be a fancy leaf at first glance. The next item is similar, in this case seen as a new “13” numeral cancel. The next item is our D 641, and is part of the SS River Denis fake series. The next three items are further examples of fake cancels on PEI remainders. Many of these were illustrated in our Newsletter 42, and are referred to in our book at L 1473, and L 685 etc. The last item is a bogus cross which someone has creatively placed inside a CDS!







The items on the next page could be described as “spurious” in that there was no intent to defraud. The set of cards symbols (heart, diamond, club and spade) were apparently carved by an aging P.M. in the 1930's to illustrate how fancy corks were produced in the past. The three stars at the bottom are probably referred to in our D 440 “The stars can also be found without these decorative surrounds ... the stamps were previously well cancelled...” They are described by the author of the page as what are known as “bundle markers”. Early stamp collectors would count out a bundle of 100, and put their ‘seal of approval’ marking – in this case a star on the top stamp – then tie it up and file it. My father made bundles of the admiral issue as a young man. He was probably thinking “If Grandpa had of bundled some three pence beavers we would be rich now!” I illustrate another example of a bundle marker at right, in this case it also functions as an advertisement



BNAPS FANCY CANCEL & MISCELLANEOUS MARKINGS NEWSLETTER 56



The items below are more "Bogusman" productions. As in previous newsletters, the index card sketch, and L illustrations appear for each.



L330

L 440

L 497

L 903

D 354

BNAPS FANCY CANCEL & MISCELLANEOUS MARKINGS NEWSLETTER 56

The item below is a bit of follow up on my earlier musings about PMs still hand carving parcel cancels in the 1880's, and using sealing wax up to 1948. The advertisement below appeared in a February 1890 business magazine. I wonder how well it worked?



PORTABLE LETTER COPYING PRESS.

IT CAN BE USED AT HOME AT YOUR OFFICE WHEN YOU TRAVEL FOR Letters FOR DIAGRAMS AND PLANS

IN FACT FOR COPYING ANY WRITING.

No special inks required. Adapted as well for occasional use at home as for constant use at office. Only portable press on the market that is a complete success. Satisfactory results guaranteed or money promptly refunded. Money, time and temper saved by using the "Portable." Weight, 2 lbs.; size, 11 in. long, 3 in. diameter. Nickel-plated steel. Price for press and metal pan for holding damp paper, \$5.00, delivered free anywhere in United States, Mexico or Canada. For specimens of work and catalogue of fine line of cabinets and desk conveniences, address

PORTABLE COPYING PRESS CO. Grand Rapids, Mich.
BROWN, GREEN & ADAMS, 40 Beaver St. New-York. H. S. BREWER, or LEO. E. ALEXANDER & CO. Dallas, Texas. 218 Sansome St. San Francisco.

OPERATION. RESULT.

Finally, "a funny thing happened on my way from the bank..." As mentioned on page one, I prepared this newsletter at my somewhat remote cabin which is on a lake in Northern Vancouver Island. I went out to town (Port Alice BC), which involves about a 20 minute walk to the lumber road, then a 25 km drive to town. I needed an envelope, and the bank machine did not have any, so I went in and asked the teller for one. She reached into a little cubbyhole, and gave me the envelope below.



I remember these coloured border Air Mail envelopes, can anyone tell me when they were no longer required? I note also "At point of mailing", presumably based on the P.O. CDS? On the back the envelope says "Form # 392A, Printed in Canada, and Design Rd 1929 B.-E. Ltd. 1929 !

On that note, I shall close. This has been the largest newsletter I have had for quite some time, hopefully there is something in it for everyone. Please send in more material. & Good Collecting,