

PENCE-CENTS ERA STUDY GROUP

Of the British North America Philatelic Society
Volume XIII, No. 2, May 2024



Perforated 3d Position 31 showing the Railroad
Tracks Cracked Plate variety

Dear Study Group Member,

The Orapex Show is on and Ron Majors has scheduled a meeting with Free Food, paid for by our Advertisers, Eastern Auctions and Maresch & Son. We hope you can make it on Saturday May 4 at 4pm-5:30pm in Hall C. The Program so far is: Program: Luc Freve, early California-Canadian mail; Ron Majors, Update on Decimal Census. Hope to see you there. Below is a photo of folks you may know enjoying dinner in Bucharest, Romania during the EFIRO 2024 Specialised World Exhibition.

Eastern has just put up their Flip book showing the offerings for their next Public Auction boasting nearly 1500 Lots. Some really high value rarities here. Spink London has a Used 12d up for Sale this week (April 24).

Jim Jung



In This Issue.....

Page No

Title Page: Perforated 3d Position 31 showing the Railroad Tracks Cracked Plate variety

Welcome to 39 th Edition.....	Jim Jung	2
10c Consort – Late Printing Flaws.....	Jim Jung	4
Auxiliary Markings in the Pence & Decimal Era	Jim Jung	11
5c Beaver – Valued Printing Flaws.....	Jim Jung	20
Upcoming Shows		36

Auction Announcement

May 22-25, 2024

General Sale – Pence & Cents

Visit our website for
auction details & previews



1p Dickens' Head, rare plate essay block in dim brown on bond paper.



1859 spectacular & unique perforated Pence cover to France; ex. Dale-Lichtenstein



12p black proof with diagonal SPECIMEN overprint



12p black proof with vertical SPECIMEN overprint in green



ABNC se-tenant pair of trade sample proofs in bright yellow.

1859 10c black brown, select used example.



1857 6p reddish purple on very thick paper, a pristine flawless example.



1851 glorious 18-pence cover to France; the earliest pence stamp franked cover to Continental Europe. ex. Nickle, Wilkinson

Selection of proofs, stamps and exceptional Pence covers. Richard P. Thompson Cents Issue exhibit collection with complete printing orders with its complex array of shades, perforations and constant plate varieties, subject of a BNAPS Exhibit book titled: "The Development of the Stamps of the First Decimal Issue of Canada 1859-68".



Eastern Auctions Ltd.

P.O. Box 250 - Bathurst - New Brunswick - E2A 3Z2 - Canada

Tel: 1(506) 548-8986 / Fax: 1(506) 546-6627

Toll Free Tel: 1(800) 667-8267 / Fax: 1(888) 867-8267

Email: contact@easternauctions.com / Website: www.easternauctions.com




10c Consort – Late Printing Flaws

The short story on the 10c Consort is that there was one plate and there were two General repairs done to the plate. Throughout the life of the plate, even after the repairs had been done, the listed String of Pearls, Double Epaulettes and the two Major Reentries existed.

The first repair was done during the 17th Printing Order of July 9, 1864. After approximately 30,700 sheets were printed, the repair took place and proofs were pulled in the Violet Shade. After this repair, the C Flaw appeared in part of Column 9 and in part of Column 10. The C Flaw was not present on the plate prior to this repair. It is interesting to note that there are Proof Sheets in the Violet shade that do not have the C Flaw, even though Whitworth mentions a Proof pulled in Violet after the repair. There was an earlier Proof Sheet pulled in the Violet Shade before the repair seen in Ken Kershaw's BNAPS Book on the 10c Consort. Unitrade lists the Lilac Proof is pulled in 1864.

23,250 sheets were printed before the second repair took place during the 26th Printing Order of August 21, 1867. This was near the end of the life of the plate after Confederation on July 1, 1867. On April 1, 1868, the following year, the Large Queen Issue was released. Proofs were also pulled after this repair in the Lake Colour. A single diagram in Whitworth on Page 78 of his book **The First Decimal Issue of Canada 1859-68**. These are also illustrated with Full Colour images in Ken Kershaw's book on the 10c Consort. Both these books are excellent resources for the Decimal Issue and the 10c Consort in particular. This article will display some of these varieties which are hard to find since they were only printed between September 1867 and April 1868. The Observed dates from Whitworth are November 28, 1867 to April 1868.



Whitworth, Geoffrey, *The First Decimal Issue of Canada*, The Royal Philatelic Society, London 1966, Page 78

10c Consort – Late Printing Flaws



Position 3 – You probably are aware of the String of Pearls flaw listed in Unitrade. After the 2nd repair, an extra flaw appeared at Position 3. This came in the form of marks in and below POS of POSTAGE. Earl's copy below shows a slightly different state of the flaw with a stronger mark in the O and below the S of POSTAGE.

This closeup Image courtesy of Earl Noss



10c Consort – Late Printing Flaws



Position 8 has the left half of the Imprint in the top margin. Although Whitworth has put this flaw on this drawing of late printing flaws, I have found this flaw described in Ken Kershaw's book on an earlier printing.

10c Consort – Late Printing Flaws


Position 78



10c Consort – Late Printing Flaws




Position 100




Images courtesy of Earl Noss

10c Consort – Late Printing Flaws




The heavy dot above D of CANADA is pictured in Ken Kershaw's 10c Consort book at position 28. The book uses Dr Jim Watt's late printing sheet and he pointed this little flaw out to me. This flaw is not described in Whitworth in his drawing of late printing flaws.

Images courtesy of Dr Jim Watt



10c Consort – Late Printing Flaws



Here is a second copy of the flaw at position 28 showing the heavy dot above D of CANADA. This is taken from a late proof sheet scanned for us by Saskatoon Stamps.


References

Geoffrey Whitworth – The First Decimal Issue of Canada 1859-68, London, England, White Crecent Press Ltd for The Royal Philatelic Society, 1966.

Kenneth A. Kershaw Ph. D – Plating the 10c Prince Consort Scott #17, Ontario, Canada, The British North America Philatelic Society, Copyright 2009, 2010, 2012.


Auxiliary Markings in the Pence & Decimal Era by Jim Jung

Domestic



This is the INSUFFICIENTLY PREPAID handstamp on a large piece of a wrapper for Printed Matter. There are 7 x 1c Decimal stamps still attached to the piece and an obvious spot where a stamp seems to have fallen off. This was still not enough to cover the number of pieces of Printed Matter in the wrapper. There is no date on the piece but the stamps look like a Pale Rose shade and are perforated 12 so this would be between July 1865 and March 1868.

Auxiliary Markings in the Pence & Decimal Era by Jim Jung



I first ran into these type of black "1" handstamps while I was collecting pre-stamp Folded Letters from Scotland. This was used for an unpaid or additional Road Tax. In Canada, these were also for unpaid amounts and were always black from what I have seen. Since the rate in the Maritimes was 1c per ounce, we can assume that this circular weighed 1-2 ounces, hence the Unpaid "1" handstamp.



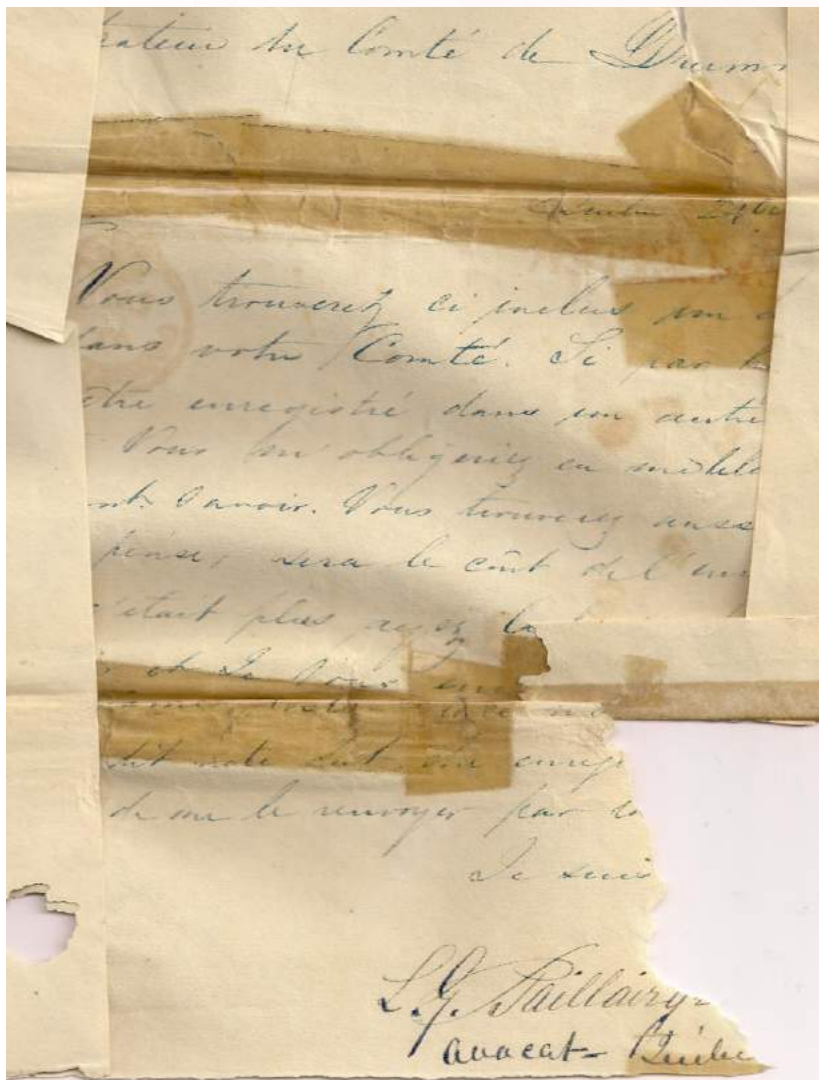
Auxiliary Markings in the Pence & Decimal Era by Jim Jung



This is the MISSSENT-TO handstamp on a yellow envelope with a large circular CLIFTON C.W. dispatch dated NOV 16 1863 with the 4R52 tying the stamp. The cover is addressed to Synden, Canada West, which is not a town. Then there is a manuscript: *Try Lynden*, which is a town west of Hamilton. The ONTARIO U.C. postmarks on the back and front may be from the Dead Letter Office, of sorts. If anyone knows about the Dead Letter Office in 1863 or why the ONTARIO postmark appears on this cover, please email me.



Auxiliary Markings in the Pence & Decimal Era by Jim Jung



This is an old scappy cover with tape marks covering the sides. The tape was removed by a previous collector. There is a nice PAID AT QUEBEC L.C. crown postmark at UR, on the front, and a straightline MONEY LETTER handstamp at the UL, both in red. It's clearly dated QUEBEC OC 24 1844 before the Pence Issue.

The letter is written very well in French with a lovely script and signed boldly at the bottom.

Auxiliary Markings in the Pence & Decimal Era by Jim Jung

Crossborder and Transatlantic



This blue cover is dated with a Montreal Tombstone JU 24 1857 in the Pence Issue Era. There is also a large 6 in red meaning it was Prepaid. The red PAID DRAWER 14 YS & Co is a Chargebox Accounting handstamp.




The Transatlantic covers have so many different handstamps, many which are very nice to see. These provide information on the status of the payment to the Post Office. Here is a large PAID 8d Stg handstamp in red.



CVR 1851 Stampless TRANSATLANTIC envelope from LONDON, red crown - 28JY28 - 1851 full circle on back, black LIVERPOOL lozenge L - JY28 - O, transit on front. Arnell accountancy markings F1 1/-[stg] and A05 circle 1s/4d cy, both in black on front. Likely carried on Collins Line "Arctic" [Liverpool 30 Jul, New York 11 Aug]. To The Hon L. H. LaFontaine, Toronto - Upper Canada. At this time, he was near the end of his Premiership of Lower Canada. Red seal, flap torn through despatch marking.

Auxiliary Markings in the Pence & Decimal Era by Jim Jung



This is an inbound Transatlantic folded letter from GB to Montreal with a square black handstamp that is difficult to read, so I have put an enlarged copy of the handstamp at left. These come in various versions, all saying the same but slightly different. It is basically saying that there is a charge of 1s4d Cy (Canadian currency). Since this is in black, I assume it is to be collected at delivery. The large squiggly manuscript mark says $\frac{1}{2}$ for 1s2d in British currency. Malcolm Montgomery has a nice book that lists all of these handstamps for inbound mail to Canada.

r. maresch & son

CANADA'S OLDEST STAMP AUCTION HOUSE. DEALERS IN
FINE STAMPS SINCE 1924.



Our unreserved auctions have wonderful Canada, Provinces, British Commonwealth, and Foreign, from classic singles, sets, Postal History, covers, and large estate lots. Call or write us for a free catalogue, or to discuss getting top realizations for your collections.


Don't forget to sign up online to receive email notifications about upcoming sales.
<https://www.maresch.com/about-us/e-mail-notifications/>.

2 VATA CRT UNIT 6 AURORA ON L4G 4B6 CANADA
☎ (905) 726-2197

www.maresch.com

5c Beaver – Valued Printing Flaws

Position 10 State 1 – The Burning Bush



The Burning Bush variety is unlisted but well known. It occurs on the first printings of the 5c and displays as a strong impression of the tree under the sun. There are also some extra marks in the R of VR, the right side of the crown and PO of POSTAGE.

Copies should be perforated $11 \frac{3}{4}$ for this early printing. This copy on cover is dated STANSTEAD DE 11 1859 in blue with a 4R45. Ex Dale Lichtenstein.

5c Beaver – Valued Printing Flaws

Position 10 State 2a – Bubble Flaw



Position 10 has this large Plate Flaw listed in Whitworth as being in State 2a. It looks like a large bubble below the E of FIVE. This did not stay for long and does not appear in State 3.

5c Beaver – Valued Printing Flaws

Position 17 State 9 – N Flaw



Position 17 has this large mark that covers a portion of the N of CENTS. It blends in with the background behind the letters and is difficult to spot other than it extends into the inner oval below the letters. This is late in the life of the plate.

5c Beaver – Valued Printing Flaws

Position 23 State 11 – Gouge Flaw



Position 23 is the unlisted but well known Gouge Flaw. It is this large mark that covers a portion of the oval above OS of POSTAGE. It is usually easy to spot. This occurs very late in the life of the plate.

There are different states of this flaw but it always looks very similar to these 2 examples.

5c Beaver – Valued Printing Flaws

Position 30 State 6b – Curved Line Flaw



Position 30 has this large line that extends upwards from the curved line to the right of the crown, goes through the oval and framelines and out into the upper margin. It is listed in Whitworth as only appearing part way through State 6 and marked as State 6b.

5c Beaver – Valued Printing Flaws

Position 34 State 9-10 –Low Moon Flaw




Position 34 has this large dot that is popular with collectors and is known as the Low Moon Flaw. The shape of the dot does change somewhat but is quite large and appears in the same position to the left of AG of POSTAGE.

5c Beaver – Valued Printing Flaws

Position 78 State 6 – High Moon Flaw

009

F.




Position 78 in the earlier State 6 has the High Moon Flaw. This is an oval shaped fuzzy mark above and to the right of the sun. This mark does change its' shape but is generally quite large and in the same position above the sun. This nice cover dates the flaw at MR 19 66.

5c Beaver – Valued Printing Flaws

Position 50 State 3a – Log in Waterfall

Position 50 has this listed and well know flaw called the Log in Waterfall. It is scarce compared to the other listed flaws and occurs part way through State 3, listed as State 3a in Whitworth. Most copies show a white line diagonally through the lower portion of the waterfall. A rarer state shows a solid line. This cover is dated NO 26 62.



This image courtesy of Jim McCormick

5c Beaver – Valued Printing Flaws

Position 41 State 4 – Twig in Falls Flaw



Position 41 in State 4 has the little known Twig in Falls Flaw. This is named in Whitworth and is a small diagonal line or scratch in the upper level of the waterfall.

5c Beaver – Valued Printing Flaws

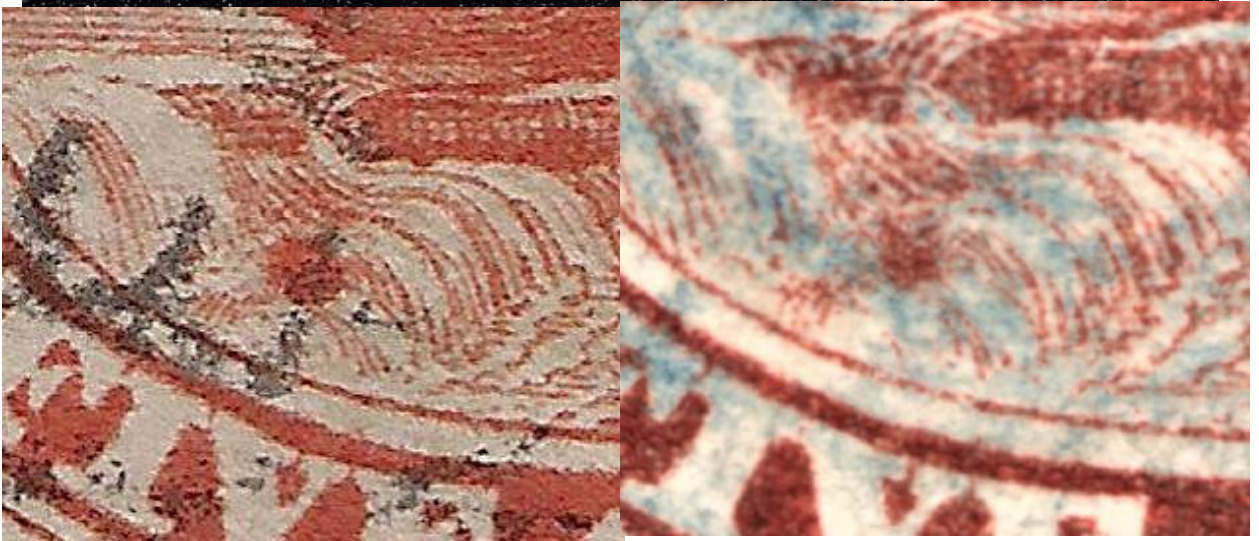
Position 53 State 9-10 – Rock in Waterfall

Position 53 in the late States 9-10 has the well known and very popular Rock in Waterfall variety. This is listed in Unitrade and appears as a large round or slightly square dot at the top of the lower level the waterfall. The shape of the dot is known to change in shape from square to round. This lovely cover is dated NEW LIVERPOOL September 17 67 and is Ex Clayton Huff.



5c Beaver – Valued Printing Flaws

Position 53 State 9-10 – Rock in Waterfall



This image courtesy of Earl Noss shows the square rock

5c Beaver – Valued Printing Flaws

Position 54 State 8 – Leaping Fish



5c Beaver – Valued Printing Flaws

Position?? State ? – Leaping Minnow



5c Beaver – Valued Printing Flaws

Position 69 State 6a




5c Beaver – Valued Printing Flaws

Position 74 State 5 – PF46



5c Beaver – Valued Printing Flaws

Position 83 State 9 – PF13a



Upcoming Shows (Ctrl + Click on image for website)



Show cards printed courtesy of Canadian Stamp News

ORAPEX 2024

Ottawa's National Stamp Exhibition

61st Annual Exhibition and Bourse

Theme: "Marcophily / Postmarks"

APS World Series of Philately Show

Exhibit applications for all subjects welcome.

Saturday, May 4th, 2024 - 10 a.m. to 6:00 p.m.

Sunday, May 5th, 2024 - 10 a.m. to 4:00 p.m.

Free admission and parking

Nepean Sportsplex

1701 Woodroffe Avenue

Ottawa, Ontario K2G 1W2


www.orapex.ca

info@orapex.ca

One of Canada's largest annual stamp shows, ORAPEX, will take place at the Nepean Sportsplex Saturday May 4 and Sunday May 5, 2024.

This year's theme is "Marcophily/Postmarks." A non-profit event run by three local stamp clubs, this will be the 61st Anniversary of ORAPEX. There will be more than 100 exhibits, 30 stamp dealers from across Canada and a Youth Booth where kids can get free stamps and supplies. ORAPEX is a great place for new collectors and specialists. There's no admission charge and there's lots of free parking. Find out more about the show and about the wide world of stamp collecting at <https://www.orapex.ca/>.

Upcoming Shows (Ctrl + Click on image for website)



BNAPEX 2024 Kingston | **75th Annual BNAPS Convention** | **23-25 AUGUST 2024**

St. Lawrence College Event Centre
100 Portsmouth Ave., Kingston ON

Hosted by Kingston Stamp Club & BNAPS St. Lawrence Seaway Regional Group

Special Philatelic History of Kingston from 1673 to Present Day display

- ✓ 160 FRAMES OF BNA PHILATELIC EXHIBITS
- ✓ NATIONAL DEALER BOURSE
- ✓ FRIDAY NIGHT COCKTAIL CRUISE
- ✓ PHILATELIC SEMINARS
- ✓ BNAPS STUDY GROUP MEETINGS
- ✓ PAST PRESIDENTS' RECEPTION & AWARDS BANQUET

Free admission to the Exhibition, Special Display, National Bourse, Seminars & Study Group Meetings.
Register for Cruise, Reception & Banquet

For exhibit entries, registration & more: <https://bnaps.org/bnapex/bnapex2024-Kingston/>

Fri. 10-5 Sat. 10-6 Sun. 10-3




Photo Credit: Tourism Kingston



Join us
August 15-18, 2024

LOCATION:
Connecticut Convention Center, Hall AB
100 Columbus Blvd., Hartford, CT 06103

GREAT AMERICAN
Hartford
2024
STAMP SHOW

Upcoming Shows (Ctrl + Click on image for website)



QUEBEC CITY OLD PAPER SHOW

Saturday October 26, 2024 - 10 to 5:30 | Sunday October 27, 2024 - 10 to 3

DEALERS - EXHIBITION - CONFERENCES

FUTURE SHOWS:
OCTOBER 25-26, 2025
OCTOBER 24-25, 2026
OCTOBER 30-31, 2027
OCTOBER 28-29, 2028

- POSTAL HISTORY
- POSTCARDS
- POSTAGE-STAMPS
- COVERS
- OLD PAPERS
- ANTIQUARIAN BOOKS
- VINTAGE POSTERS
- PHOTOGRAPHY
- MANUSCRIPTS

Travelodge
BY WYNDHAM
HOTEL & CONVENTION CENTRE
QUEBEC

HOTEL TRAVELODGE
3125, Blvd. Hochelaga,
Quebec, QC G1W 2P9

Saturday: 5\$
Sunday: free admission
All kids: free admission

Informations:
salonduvieuxpapierdequebec@videotron.ca
svpq.ca |  Follow us!

MARE BALTICUM 2024

Exhibition venue - Estonian National Museum

Address - Muuseumi tee 2, 60532 Tartu, Estonia

VISIT US 26-28 JULY 2024

To know how it will change your world you just need to come and exhibit or visit Mare Balticum 2024 in Tartu, ESTONIA.

Exhibition with over 500 frames will take place in the modern Estonian National Museum.